

Materials:

- Comparing Cow Spots Sheet
- Dot Cube
- Pencil

Directions: Roll a dot or number cube and draw the number of spots rolled on the first cow in the top row. Write the number rolled in the box above the cow. Roll the cube again and repeat for the second cow in the same row. Place a happy smile on the cow who has the most and a sad frown on the cow that has the least. If the cows have the same amount of dots, place a happy smile on both! Follow these directions for each row.

GA Kindergarten Content Standards:

Comparing Numbers - MGSEK.CC.6

Writing Numerals - MGSEK.CC.3

Teacher Tips:

- Laminate the sheets and allow children to use wet or dry erase markers.

COPYRIGHT INFORMATION







Copyright © Shakara Lynae | TheExcellentEducator | All rights reserved by author. Not for commercial use. Permission for classroom use only. The file may not be displayed digitally for public view in any way, without written permission of the author. The file cannot be uploaded to websites or distributed. Placing any part of this file online in any form is a violation of the Digital Millennium Copyright Act (DCMA). The unauthorized reproduction or distribution of a copyrighted work of any kind is illegal. If you remix, transform, or build upon materials in this packet, you may not distribute as your own. No derivatives.

GRAPHICS CREDITS

iStock.
by Getty Images

Used with permission

Comparing Cow Spots



BONUS: How many dots do the cows have total?

Draw your own cow!